



POLYCRAFT



SOFT QUIET RIDE | STRONG | DURABLE | AWESOME ON WATER PERFORMANCE | [CATALOGUE](#)



P4
300 Tuffy



P6
410 Challenger



P8
450 Drifter



P10
480 Brumby



P12
Commercial Boats
& Trailers Optional &
Standard Features



P14
How Tough are Polycrafts?




P15
Boat Range Schematics

Polycraft Boats

The emergence of roto-moulded polyethylene boats is one of the fastest growing trends in the marine industry today. Canoes, sailing boats and now outboard powered fishing and recreational boats are taking advantage of this unique material which provides customer benefits well in excess of alternative materials traditionally used in the industry.

Polycraft are dedicated to producing strong, low maintenance boats perfect for the hard core fisherman and the recreational boater.

**STRENGTH, STABILITY AND A
SOFT, QUIET RIDE COUPLED WITH
AWESOME ON WATER PERFORMANCE.**



POLYCRAFT

MAKING BOATS SINCE 2000



**Polyethylene is one of the
most environmentally
friendly materials used in the
manufacture of marine products.**

The polyethylene used in the manufacture of Polycraft boats is sourced from Australian natural gas, processed in Australia to include colour, UV inhibitors and other additives.

Polyethylene is not classified as hazardous according to the criteria of the National Occupational Health and Safety Committee and the poly pellets used in the manufacturing process are considered to be environmentally inert.

During the manufacturing process Polyethylene has minimal concentration of major fume constituents, which means that there is minimal discharge into the atmosphere.

There is no waste in the manufacturing process as all off cuts are returned to the compounder for recycling and then reused in the manufacture of a wide range of products including road barriers, pallets etc.

Polyethylene provides a clean, recyclable alternative to traditional boat building materials.

Truly the material of the 21st Century.



Stability

The unique hull design features pronounced reverse chines which contribute to unmatched stability at rest. The reverse chines also promote lift when accelerating onto the plane and allow for tighter cornering at high speed.




Soft Ride

Polycraft boats feature a unique, soft ride. Polycraft boats flex to absorb the impact of the sea, just like the shock absorbers on your car deflect the jarring from potholes in the road.




Less Noise

Polycraft's dual wall hull absorbs both engine noise and the noise of the sea. This results in a quieter ride and a more enjoyable day on the water. If fishing is your passion you quietly approach your favourite fishing spot and not scare off the fish.



Flotation

Polyethylene has natural buoyancy and will float unaided when placed in water. The unique dual wall construction traps air in the cavity between the dual walls and helps contribute to buoyancy.



Strength

Polyethylene has been independently tested to show five times the impact resistance of fibreglass. A Polycraft boat will retain its strength for many years.



Low Maintenance

Polyethylene is very easy to maintain, clean and repair. In addition, it is less susceptible to marine growth than many other materials.



Inert Material

Polyethylene is an inert material that is not affected by electrolysis which can be found in aluminium boats or osmosis that can affect fibreglass boats. In the harsh marine environment a Polycraft will keep looking good for longer.



UV Stabilised

Polycraft boats are manufactured from UV stabilised marine grade polyethylene designed for extended use in direct sunlight. The colour is part of the material and will never need painting.



Dual Skin Hull

The unique dual wall hull is manufactured in one piece. There are no seams, welds or joins so the hull is extremely strong and durable.



Meet Australian & NZ Standards AS/NZS ISO 9001:2008.

Polycraft boats are Quality Management System Certified.



Are Australian Owned and manufactured

All Polycraft boats are manufactured in Bundaberg a coastal town in Queensland popular for its waterways.

300 Tuffy



The 300 Tuffy is a great option for use as a tender vessel for larger craft.

Its incredible stability and shallow draft makes it popular with fishermen who want a small go anywhere boat to reach those hard to access areas.

New and improved features

- Front cast deck, rear seats have sealed integrated storage and an integrated Polyethylene hinged lid with diamond pattern, non-skid surface.
- Floor and gunwales have sandblasted non-skid surfaces.
- Larger steps on rear for easy entry into boat.
- Anchor well is larger and has integrated through hull drain hole.
- Refined hull design for better on water performance whilst still retaining the legendary stability at rest of the original Tuff Tender.
- Recessed Tow eye to protect against damaging gel coated or painted surfaces (if used as a Tender for a larger vessel).



Specifications

Length:	3.05 m (10.00 ft)
Length (boat/motor/trailer):	4.30 m (14.10 ft)
Height on trailer:	1.10 m (3.60 ft)
Beam:	1.50 m (4.92 ft)
Depth:	0.58 m (1.90 ft)
Weight:	108 kg (238 lb)
Shaft length:	15 inches
Max HP rating:	15 HP
Max transom weights	55kg (121 lb)
Capacity:	3 people (217 kg, 478 lb)

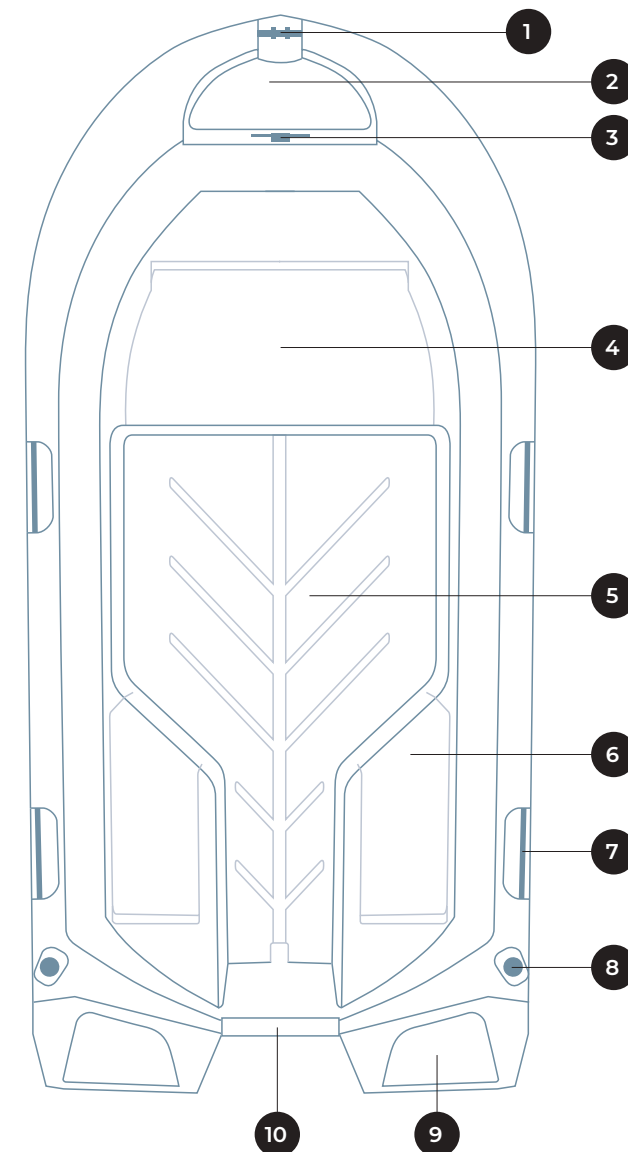
Standard Features

1. Recessed tow eye
2. Anchor well with drainage
3. Cleat
4. Cast desk/seat with storage & non-slip surface
5. Non-slip floor with drainage
6. Rear seats with storage & non-slip surface
7. Passenger hand rails
8. 2 x rod holders
9. Rear step
10. Alloy transom plate

Optional Extras

- 2 x extra rod holders
- Optional bow mount electric rigging
- Survey standard level flotation
- Lifting points
- Carpeted floor

Refer to page 13 for more details



Gull Grey

White

Light Grey

Yellow

Apple Green

Teal

Regal Blue

Torris Blue

5
OPTIONAL EXTRAS
WARRANTY
RANGE
SAFETY
LOW MAINTENANCE
STRENGTH
STABILITY
SOFT QUIET RIDE



Check out the 300 Tuffy video on the Polycraft Facebook page.

410 CHALLENGER



OPEN BOAT



CENTRE CONSOLE



SIDE CONSOLE



If you are a keen angler or just enjoy getting out and exploring rivers and bays, then a 410 Challenger is the boat for you.

The 410 Challenger is a classic V-nose punt design. The pronounced reverse chines provide a degree of stability at rest that is unmatched by many other boats in this class.

The 410 Challenger features a full floor, front and rear casting decks and generous integrated storage to help keep the boat tidy and clutter free.

The 410 Challenger's twin front 110 litre storage bins can be used as an ice box or storage for all the gear you need for a great day on the water.

The soft, quiet ride of the 410 Challenger distinguishes it from many other boats in its size class. The reason for the great ride lies in the Polyethylene hull, designed to absorb on-water vibration and noise.

Available in Open, Centre Console and Side Console models and in eight great classic Polycraft colours.

Casting platform



Specifications

Length:	4.10 m (13.45 ft)
Length (boat/motor/trailer):	5.20 m (17.06 ft)
Height on trailer:	1.35 m (4.42 ft)
Beam:	1.85 m (6.06 ft)
Depth:	0.75 m (2.46 ft)
Weight (inc. floors):	
Centre Console	305 kg (672 lb)
Open Boat	280 kg (617 lb)
Side Console	300 kg (661 lb)
Shaft length (Long):	20 inches
Max HP rating:	50 HP
Max transom weights	120 kg (264 lb)
Capacity:	4 people (320 kg, 705 lb)

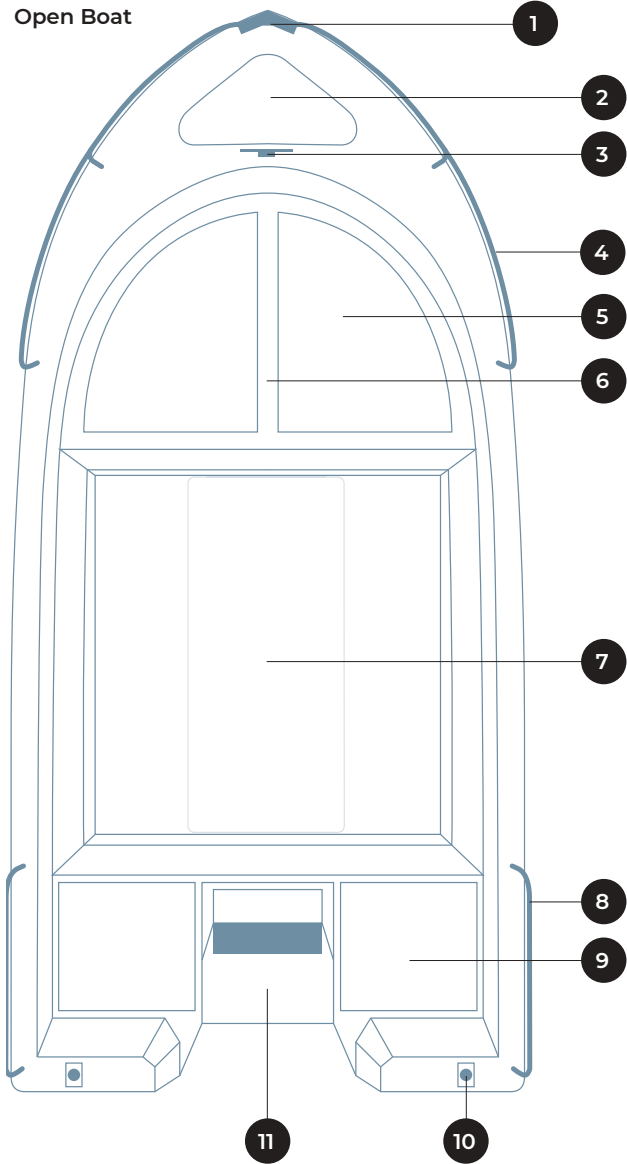
Standard Features

1. Winch point
2. Anchor well
3. Cleat
4. Front stainless steel bow rails
5. Split front hatches with integrated storage
6. Casting platform
7. Non-slip floor
8. Rear stainless steel grab rails
9. Rear hatches with storage
10. Rod holders x 2
11. Aluminium transom plate
Pinstripes & Polycraft logo
Non-feedback steering

Optional Extras

Carpeted floor
Carpeted front & rear casting decks
Passenger pedestal box (Side Console)
Rear storage box
Side pockets
Survey standard level flotation
Refer to page 13 for more details

Open Boat



Range Features

Centre Console (only)	Side Console (only)
Centre console & screen rail	Driver's pedestal box & seat
Non-feedback steering	Non-feedback steering
	Side console & screen

Gull Grey

White

Light Grey

Yellow

Apple Green

Teal

Regal Blue

Torris Blue

OPTIONAL EXTRAS

WARRANTY

RANGE

SAFETY

LOW MAINTENANCE

STRENGTH

STABILITY

SOFT QUIET RIDE

7

450 DRIFTER



FRONTRUNNER



SIDE CONSOLE



CENTRE CONSOLE



The 450 Drifter is the most popular boat in the Polycraft range due to its all-round capabilities both inshore and offshore.

Available in Frontrunner, Runabout, Centre Console, Side Console and Open models, this is the boat that will make every day on the water a day to remember.

Whether you are out fishing or just enjoying a relaxing day on the water with family and friends there is a 450 Drifter model that will meet your needs.

The 450 Drifter offers the stability normally associated with much larger boats, while at the same time retaining the benefits of being easy to tow and maintain.

With generous storage under the split front hatch, as well as in the two huge rear storage spaces, this boat is built for the fisherman and boater who likes to keep a tidy deck.

Available in eight great, classic Polycraft colours.



Specifications

Length:	4.50 m (14.76 ft)
Length (boat/motor/trailer):	6.20 m (20.34 ft)
Height on trailer (Open):	1.55 m (5.08 ft)
Beam:	1.99 m (6.55 ft)
Depth:	0.92 m (3.01 ft)
Weight (inc. floors):	
Centre Console	320 kg (705 lb)
Frontrunner	340 kg (750 ft)
Open	300 kg (660 lb)
Runabout	340 kg (750 lb)
Side Console	315 kg (695 lb)
Shaft length (Long):	20 inches
Max HP rating:	60 HP
Max transom weights	125 kg (275 lb)
Capacity:	5 people (400 kg, 881 lb)

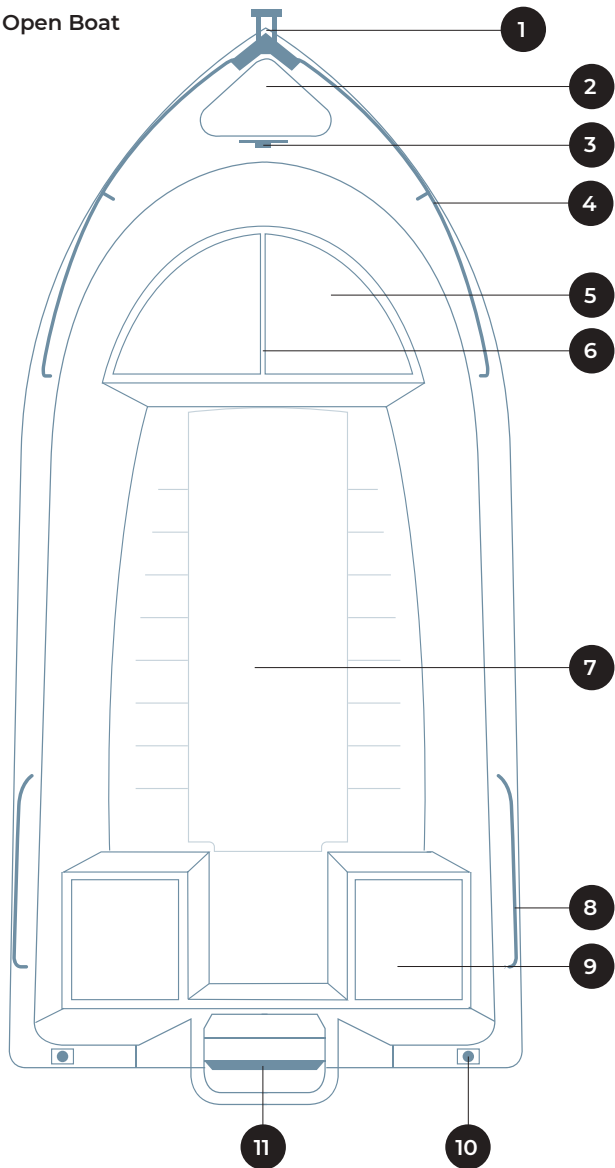
Standard Features

- 1. Bow roller
 - 2. Anchor well
 - 3. Cleat
 - 4. Front stainless steel bow rails
 - 5. Split front hatches with storage
 - 6. Casting platform
 - 7. Non-slip Floor
 - 8. Rear stainless steel grab rails
 - 9. Rear hatches with storage
 - 10. Rod holders x 2
 - 11. Aluminium transom plate
- Pinstripes & Polycraft logo
- Winch point

Optional Extras

- Carpeted floor, front & rear cast decks
 - Rear casting deck insert
 - Side pockets
 - Ski hooks
 - 70 litre (18.5gal) underfloor fuel tank (with sender)
 - Survey standard level flotation
- Refer to page 13 for more details

Open Boat



Range Features

Centre Console (only)	Frontrunner (only)
Centre console, screen & hand rail	Console & screen x 2
Non-feedback steering	Pedestal box & seat x 2
Side Console (only)	Non-feedback steering
Side console & screen	Runabout (only)
Non-feedback steering	Low profile front bonnet
	Pedestal box & seat x 2
	Non-feedback steering

Gull Grey

White

Light Grey

Yellow

Apple Green

Teal

Regal Blue

Torris Blue

OPTIONAL EXTRAS

WARRANTY

RANGE

SAFETY

LOW MAINTENANCE

STRENGTH

STABILITY

SOFT QUIET RIDE

9

480 BRUMBY



CUDDY CABIN



CENTRE CONSOLE



FRONTRUNNER



The 480 Brumby is a popular choice with customers because it ticks all the boxes, being equally suitable for fishing and family boating alike.

The 480 Brumby, available in Frontrunner, Cuddy Cabin, Centre Console, Rear Centre Console and Side Console models.

All models feature the unique Polycraft soft, quiet ride and legendary durability that Polycraft boats are renowned for.

The 480 Brumby is fitted with stylish rounded consoles, that include locations for sounders, gauges and other electronics.

The 480 Brumby has an optional spacious front lounge and comes standard with a rear lounge that can be fitted out with comfortable optional upholstery. Additional storage is available in the front lounge, in the stern and under the swivel seats.

Other great features of the 480 Brumby include full pod transom, straight internal walls and wide gunwales.

Available in eight great classic Polycraft colours.



Optional cast deck & storage

Specifications

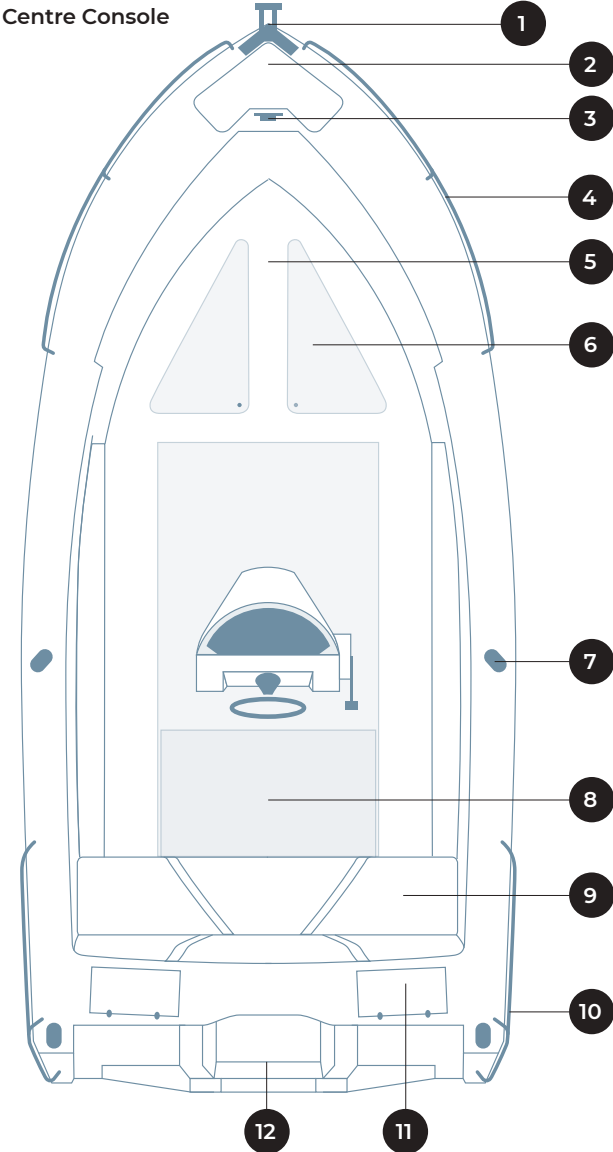
Length:	4.80 m (15.75 ft)
Length (boat/motor/trailer):	6.60 m (21.65 ft)
Height on trailer (Cuddy):	2.40 m (7.87 ft)
Beam:	2.15 m (7.05 ft)
Depth:	1.01 m (3.31 ft)
Weight (inc. floors):	
Centre Console	540 kg (1,190 lb)
Cuddy Cabin	590 kg (1,300 lb)
Frontrunner	560 kg (1,235 lb)
Rear Centre Console	540 kg (1,190 lb)
Side Console	540 kg (1,190 lb)
Shaft length (Long):	20 inches
Max HP rating:	90 HP
Max transom weights	175 kg (385 lb)
Capacity:	6 people (480 kg, 1,060 lb)

Standard Features

- 1. Bow roller
 - 2. Anchor well
 - 3. Bollard (stainless steel)
 - 4. Stainless steel bow rails
 - 5. Front casting deck with integrated storage
 - 6. Storage bin under deck
 - 7. Rod holders
 - 8. 70 litre (18.5 gal) underfloor fuel tank
 - 9. Rear fold out lounge with integrated storage
 - 10. Rear stainless steel grab/boarding rails
 - 11. Transom storage box x 2
 - 12. Transom plate
- Pinstripes & Polycraft logo
- Carpeted floor

Optional Extras

- Bow seating and storage (standard on 480 Frontrunner)
 - Hydraulic steering
 - Side pockets
 - Ski hooks
 - Survey standard level flotation
- Refer to page 13 for more details



Range Features

Centre Console (only)	Side Console (only)
Centre console, screen & hand rail	Side console & screen
Frontrunner (only)	Drivers pedestal box & seat
Front lounge	Rear Centre Console (only)
Console & screen x 2	Screen & handrail
Pedestal box & seat x 2	Cuddy (only)
	Cuddy cabin, hatch & windscreen
	Pedestal box & seat x 2

Gull Grey

White

Light Grey

Yellow

Apple Green

Teal

Regal Blue

Torris Blue

OPTIONAL EXTRAS

WARRANTY

RANGE

SAFETY

LOW MAINTENANCE

STRENGTH

STABILITY

SOFT QUIET RIDE

11

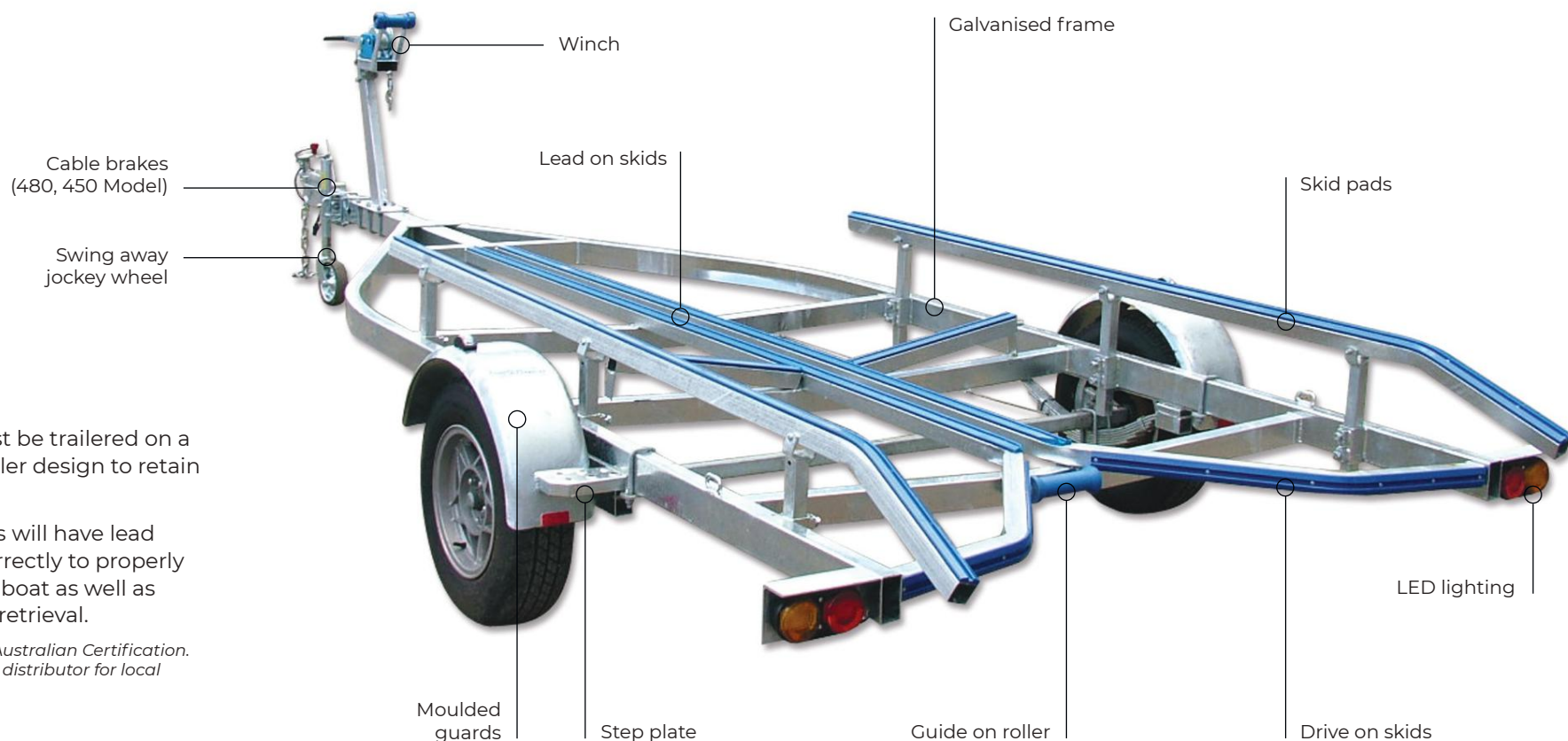
12 Polycraft Approved Trailer Design

OPTIONAL EXTRAS
WARRANTY
RANGE
SAFETY
LOW MAINTENANCE
STRENGTH
STABILITY
SOFT QUIET RIDE

All Polycraft boats must be trailered on a Polycraft approved trailer design to retain the hull warranty.

These approved trailers will have lead on skids positioned correctly to properly support your Polycraft boat as well as allow easy launch and retrieval.

Trailer example is based on Australian Certification. Please refer to your Polycraft distributor for local certification.



Optional & Standard Features	300 Open	410 Open	410 C/Con	410 S/Con	450 Open	450 F/Fun	450 C/con	450 S/Con	450 Runabout	480 C/Ccon	480 S/Con	480 F/Run	480 Cuddy
Anchor well	S	S	S	S	S	S	S	S	S	S	S	S	S
Bait & fillet board					O	O	O	O	O	O	O	O	O
Bilge pumps auto	O	O	O	O	O	O	O	O	O	S	S	S	S
Boarding ladder		O	O	O	O	O	O	O	O	O	O	O	O
Boarding/grab rail		S	S	S	S	S	S	S	S	S	S	S	S
Bollard										S	S	S	S
Bow rails		S	S	S	S	S	S	S	S	S	S	S	S
Bow roller					S	S	S	S	S	S	S	S	S
Cleat	S	S	S	S	S	S	S	S					
Carpeted floor	O	O	O	O	O	O	O	O	O	S	S	S	S
Carpet front & rear casting decks		O	O	O	O	O	O	O	O				
Centre console seat & back rest													
Console grab rail				S									
Consoles			S	S		S	S	S		S	S	S	
Cuddy cabin									S				S
Front casting deck insert										O	O	O	
Front casting deck		S	S	S	S	S	S	S		O	O	O	
Front hatch storage										O	O		
Bow seating										O	O	S	
Fuel tank survey Cofferdam format					O	O	O	O	O	O	O	O	O
Fuel tank 70 litre (18.5gal)					O	O	O	O	O	S	S	S	S
Glovebox						O			O				
Gunwhale grab rail	S	S	S	S	S	S	S	S	S	S	S	S	S
Long storage seat					O			O					
Hydraulic steering						O	O	O	O	O	O	O	O
Nav light assembly	O	O	O	O	O	O	O	O	O	O	O	O	O
Non feed back steering			S	S		S	S	S	S	S	S	S	S
Pedestal box and seat				S+O		Sx2			Sx2			Sx2	Sx2
Pin stripes		S	S	S	S	S	S	S	S	S	S	S	S
Polycraft logo	S	S	S	S	S	S	S	S	S	S	S	S	S
Rear casting deck insert		O	O	O	O	O	O	O	O				
Rear fold down lounge										S	S	S	S
Rear lounge b/rest & cushion										O	O	O	O
Rear storage bin		O	O	O	O	O	O	O	O				
Rod holders	S	S	S	S	S	S	S	S	S	S	S	S	S
Rowlocks	O												
Screen rail			S				S			S			
Side console				S				S			S		
Side pockets		O	O	O	O	O	O	O	O	O	O	O	O
Ski hooks	O	O	O	O	O	O	O	O	O	O	O	O	O
Level flotation	O	O	O	O	O	O	O	O	O	O	O	O	O
Transom storage box										Sx2	Sx2	Sx2	Sx2
Transom plate	S	S	S	S	S	S	S	S	S	S	S	S	S
Transom plate with splash plate					S	S	S	S	S	S	S	S	S
Winch point	S	S	S	S	S	S	S	S	S	S	S	S	S
Windscreen			S	S		S	S	S	S	S	S	S	S

Recommended Options

LEGEND

S = Standard Feature

O = Optional Feature

Sx2 = Standard Feature x Quantity

S+O = Standard Feature + Optional Extra

The table to left gives you a comprehensive list of all standard and optional features across the entire Polycraft range of boats.

The check list boxes to the right are recommended accessory when considering your Polycraft purchase.

300 TUFFY

☐ Carpeted floor

410 CHALLENGER

☐ Carpeted floor
☐ Carpeted front & rear casting decks (inc extra rear lid)
☐ Rear storage box
☐ Side pockets
☐ Ski hooks

480 BRUMBY

☐ Bait & fillet board
☐ Glovebox (Fronrunner only)
☐ Front hatch storage
☐ Front lounge
☐ Hydraulic steering
☐ Rear back rest & lounge cushion
☐ Side pockets
☐ Ski hooks

450 DRIFTER

☐ Bait & fillet board
☐ Carpeted floor
☐ Carpeted front & rear casting deck (inc extra rear lid)
☐ Cushion set – front
☐ Cushion set – rear
☐ Glovebox (Fronrunner only)
☐ Long storage seat (open & side console)
☐ Rear storage box
☐ Side pockets
☐ Ski hooks
☐ 70 litre (18.5gal) underfloor fuel tank

For a complete guide to options and features visit:

www.polycraft.com.au

*Conditions apply

14 How Tough are Polycraft Boats?

OPTIONAL EXTRAS
WARRANTY
RANGE
SAFETY
LOW MAINTENANCE
STRENGTH
STABILITY
SOFT QUIET RIDE

Mick's Case – 100km (60 mph) highway crash

Mick was towing his boat back home after a fishing trip to Hinchinbrook ...

Doing 100km/hour (60 mph) on the Bruce Highway, he heard an almighty crashing sound and saw his boat skidding along the bitumen, then catapulting into a cane drain. What should have been a life ending experience for any boat, ended up being a

few hardly noticeable small surface abrasions. Mick said he was amazed at how tough the Polycraft boats were when pushed past any normal boat limits.

He was equally impressed with how quick the Polycraft was to fix, to the point where the hull looked as good as new.



The repair job was easy as ...



Mark's Case – squashed by a 124ft superyacht



Mark Schmack, the Operations Manager for Orakei Marina in New Zealand picks up the story ...

"We'd just launched the new Ermis 2 (a 38m (124ft) superyacht capable of doing 60 knots) when there were a few problems with the berthing and the Polycraft tender ended up being caught between Ermis2 and the dock. The driver jumped out just in time to see both port and starboard sides of the Polycraft bend up and smash the centre console windscreen and then also hit the motor cover. You can see on the motor where it hit."

This is the picture of the Polycraft after the accident and apart from a buckled bowrail, overall it's not looking too bad."

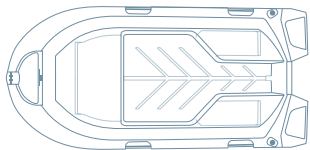
Do you have an interesting story to share?

Send your photos and story to polycraft@polyindustries.com

Boat Range

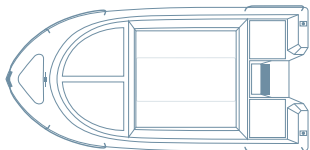
300 TUFFY

Tuffy 300

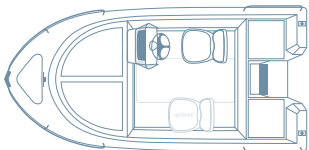


410 CHALLENGER

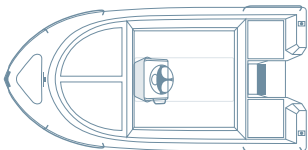
Open



Side Console

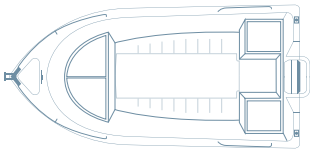


Centre Console

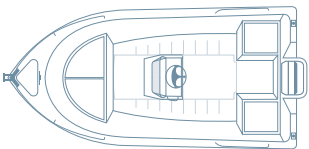


450 DRIFTER

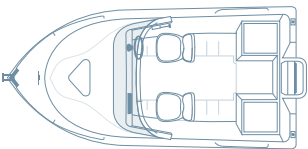
Open



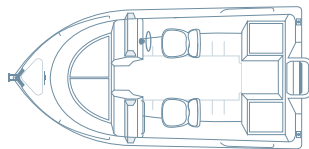
Centre Console



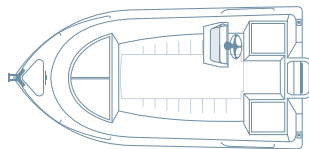
Runabout



Frontrunner

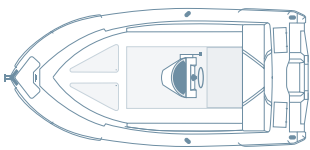


Side Console

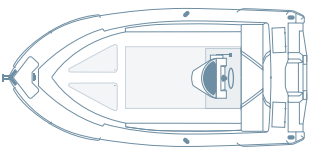


480 BRUMBY

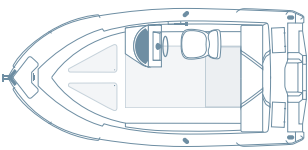
Centre Console



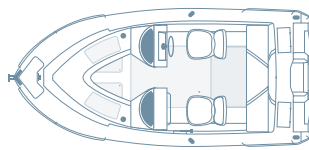
Rear Centre Console



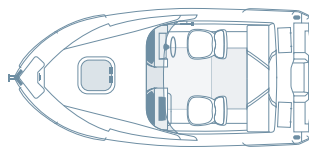
Side Console



Frontrunner



Cuddy Cabin




*Warranty

All Polycraft boats must be trailered on a Polycraft approved trailer to retain your hull warranty. *Conditions apply.



<https://www.polycraft.com.au/warranty-conditions>



To learn more about Polycraft boats, download the latest brochures, read reviews, watch on-water video footage and also find your closest Polycraft dealer, visit:

www.polycraft.com.au

1800 336 603



QUALITY BOATS
FULLY CERTIFIED

- Soft, quiet ride
- Strong and durable
- Awesome on water performance
- Easy to clean and maintain



DISCLAIMER

This brochure is designed to provide readers with an introduction to Polycraft's products (including available optional extras). Because of changes in conditions and circumstances, Polycraft reserves the right at any time, and without notice, to discontinue or change the features, designs, materials, colours, specifications and prices of its products, and to either permanently or temporarily withdraw any such products from the market without incurring any liability to any prospective purchaser. Details referred to in this brochure are based on pre-production specifications and could be altered or deleted prior to the boats sale date. Because of variations which occur in manufactured products, all capacities, measurements, dimensions and weights quoted should be taken as approximate only and are subject to change. Polycraft reserves the right to discontinue or change any of the boat hull colours and interior trims referred to in this brochure at any time and without notice. Every effort has been made to depict boat colours and trims as realistically as possible in this brochure, however some variations may occur due to printing limitations.



mareta

OFFICIAL DISTRIBUTOR

polycraft.uk@mareta.com

www.polycraftboats.eu